














MSF's Guide to Group Riding: Hand Signals

<p>Stop - arm extended straight down, palm facing back</p> 	<p>Single File - arm and index finger extended straight up</p> 	<p>Turn Signal On - open and close hand with fingers and thumb extended</p> 
<p>Slow Down - arm extended straight out, palm facing down</p> 	<p>Double File - arm with index and middle finger extended straight up</p> 	<p>Fuel - arm out to side pointing to tank with finger extended</p> 
<p>Speed Up - arm extended straight out, palm facing up</p> 	<p>Hazard in Roadway - on the right, point with right foot; on the left, point with left hand</p> 	<p>Refreshment Stop - fingers closed, thumb to mouth</p> 
<p>You Lead/Come - arm extended upward 45 degrees, palm forward pointing with index finger, swing in arc from back to front</p> 	<p>Highbeam - tap on top of helmet with open palm down</p> 	<p>Comfort Stop - forearm extended, fist clenched with short up and down motion</p> 
<p>Follow Me - arm extended straight up from shoulder, palm forward</p> 	<p>Pull Off - arm positioned as for right turn, forearm swung toward shoulder</p> 